

# SHARP

Be Original.

## MX-M2630

Digital Multifunction System



**Smart MFP Functionality  
to Get Your Business  
Running Smoothly**



simply better **business**

# The Ideal Document Streamliner for Simply Better Business

The MX-M2630 gives your enterprise the advanced document capabilities you need to succeed. This B&W MFP shares the same design concept and user-friendly UI of Sharp's latest colour models. So complex tasks are made simple—something everyone on your team will appreciate. The MX-M2630 supports secure cloud access, functional expandability, and easy device management. All this and more makes it the ideal document streamliner for your on-the-up business.

## Link to Cloud Services\*1

An MX-M2630 doesn't just connect to your local server. It also connects with cloud services directly from the MFP's control panel. You can upload scanned data to Google Drive™, OneDrive® for Business, SharePoint® Online, or Box—or print directly from any of them\*2. Cloud services help to make setting up and managing a server in your company more efficient. Once you log in to the MFP, its single sign-on feature allows you to quickly access multiple software services without having to sign in to each one separately.

\*1: Requires optional MX-AMX2. Contact a Sharp representative for details.

\*2: Direct printing of PDF files requires optional MX-PK13; direct printing of Microsoft® Office files (pptx, xlsx, docx) requires optional MX-PU10.

## Link with Mail Servers

Scanned data can be conveniently sent via your Gmail™ or Microsoft Exchange/Online account. Scanned data that you send can be stored on the mail server with other sent items.

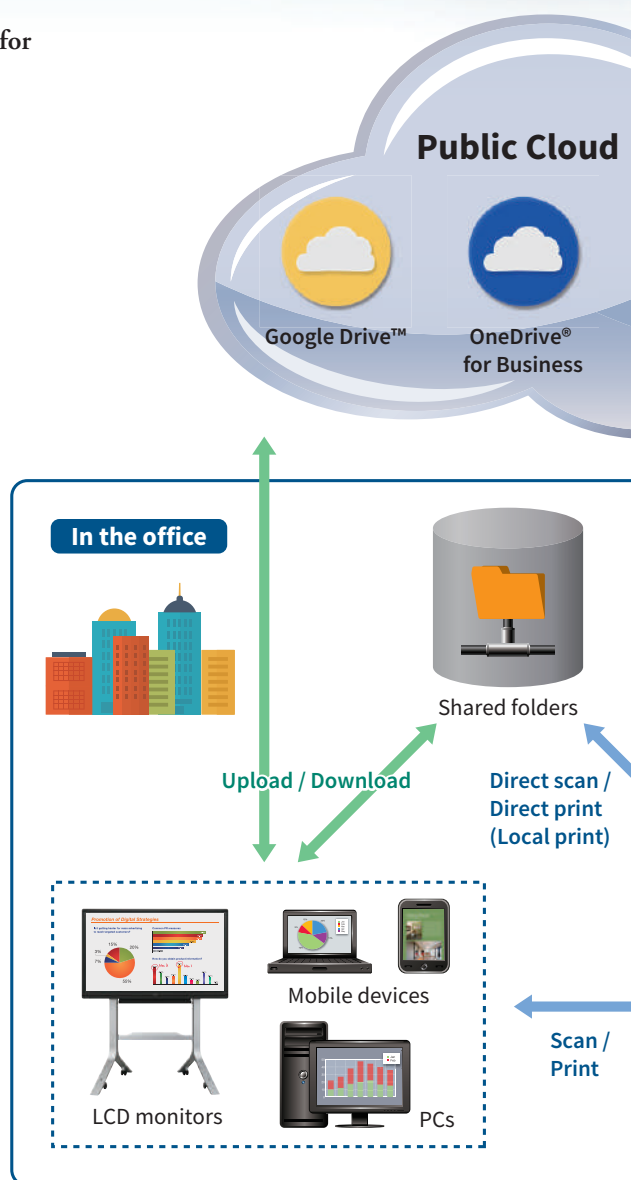
## Multi-Layered Security

### Network Security and Access Control

- **S/MIME** provides secure e-mail communications\*
  - \* Only when e-mailing scanned data.
- **SSL** (secure sockets layer) and **IPsec** data encryption technologies ensure secure network communications
- **User Authentication** prevents unauthorised MFP use by requiring passwords
- **Active Directory**® enables integrated management of user credentials, thereby providing a highly secure and efficient environment for system administrators

### Document Protection

- **Document Control**\* prevents unauthorised use of confidential documents by embedding copy prevention data in them
  - \* Requires optional MX-FR56U and MX-HD16. May not work with certain types of paper, documents (such as those with a lot of photos), or MFP settings.
- **Hidden Pattern Copy/Print** embeds a watermark onto a document
- **Tracking Information Print** prints the date, job ID, and other specifics on printouts



### Data Protection

- Job data is automatically **encrypted**\* before being saved to the MFP's internal storage
  - \* Requires optional MX-HD16. Contact a Sharp customer representative for details on activating this function.
- Retained data can be **erased** when it's time to replace the MFP, preventing the leakage of confidential information

## Simply Better **Process**

Business owners / directors



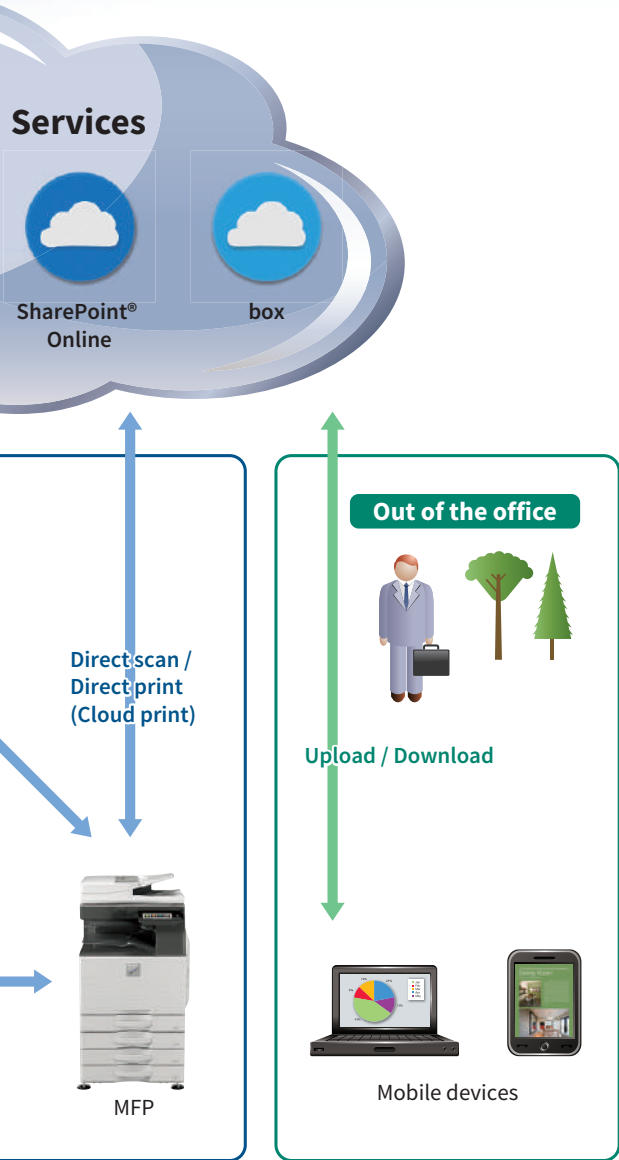
## Simply Better **Experience**

Office users



## Simply Better **Admin**

IT managers / administrators



## Two-Way Sharing with Mobile Devices

Connecting an MX-M2630 to one or more mobile devices is easy, and it expands your options for sharing data. Not only can you send scanned documents to mobile devices such as smartphones and tablets, you can also print documents or photos sent from those devices.

### Sharpdesk Mobile\*<sup>1</sup>

Sharpdesk Mobile is a mobile print/scan app that connects the MFP to mobile devices. You can easily link your mobile device to the MFP by simply holding it over the MFP's NFC card reader\*<sup>2</sup> or by scanning the MFP's QR Code.

\*1: Availability varies by country/region. For details, see the Sharpdesk Mobile support website: [http://sharp-world.com/products/copier/docu\\_solutions/mobile/sharpdesk\\_mobile/](http://sharp-world.com/products/copier/docu_solutions/mobile/sharpdesk_mobile/)

\*2: The NFC interface is for Android™ devices. Requires commercially available NFC card reader. Contact a Sharp customer representative for details.

### Mobile Printing Services\*

This MFP supports Google Cloud Print™, AirPrint, and Sharp Print Service Plugin.

\* Requires optional MX-PK13.

## Wireless Connections\*

The MX-M2630 offers ultra-handry wireless access via two easy modes, enabling convenient access to the MFP even from places where it's difficult to connect a LAN cable.

\* Requires optional MX-EB18. Availability of this option varies by country/region.

**Infrastructure mode** wirelessly connects the MFP to a wireless LAN router connected to the intranet.

**Access point mode\*** wirelessly connects a LAN-wired MFP to mobile PCs/devices without going through a wireless LAN router.

\* External networks cannot be accessed via the MFP. Up to five mobile devices can be wirelessly connected to the MFP at the same time.

## Sharp OSA\* (Open Systems Architecture)

Sharp OSA technology allows you to interact with intra-company systems and network applications right from the LCD control panel, offering a new realm of control and convenience. And since Sharp OSA utilises industry-standard network protocols, the MX-M2630 can easily integrate with third-party document management systems, enterprise resource planning software, workflow applications, and more. The latest version of Sharp OSA can reach beyond the firewall, enabling extensive system construction as well as services delivered over the Internet such as cloud services. In this way, Sharp OSA provides a foundation for cost reductions and information sharing across the entire company organisation—effectively enhancing total business efficiency.

\* Requires optional MX-AMX2 and/or MX-AMX3.





## Super-Efficient Output

The MX-M2630 delivers a fast output of 26 ppm\*. The first copy comes out in just 4.5 seconds, saving you valuable time when performing multiple short-run jobs.

\* A4 (8 1/2" x 11"), long-edge feeding



## High-Efficiency Scanning

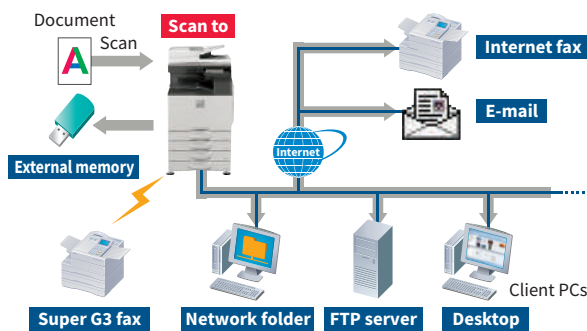
The MX-M2630's standard-equipped 100-sheet RSPF (reversing single pass feeder) efficiently feeds in either one- or two-sided originals. With a scanning speed of up to 80 opm\* (one-sided) for both colour and B/W documents, the MX-M2630 can complete large jobs with ease and efficiency.

\* Originals per minute; when feeding A4 (8 1/2" x 11") sheets

## Multiple Scan Destinations

Scanned documents can be distributed in a number of ways. A compact PDF function\*<sup>1</sup> ensures that PDF files are sent and received smoothly. When you're scanning large-volume documents, the MFP saves the data on its hard disk and generates a URL for accessing that data\*<sup>2</sup>. You can then e-mail recipients this URL rather than the full document, thereby reducing the load on the mail server.

\*1: Requires optional MX-EB19. \*2: Requires optional MX-HD16.



## Office Direct Printing\*

Print common Microsoft Office files without using a PC. With a MX-M2630, you can print a Word, Excel®, or PowerPoint® file directly from a mobile device, cloud service, USB drive, or file server.

\* Requires optional MX-PU10. The actual printout may look different from what is displayed on the computer screen. This function is enabled via DirectOffice™ technology.



## Print Release\*

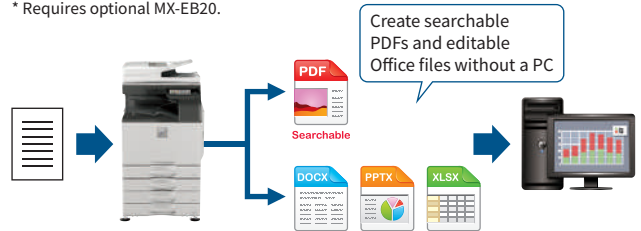
The Print Release function lets you send documents to the main MFP, which acts as a server and stores them for printing out from any other compatible MFP on the network. This function comes in handy when the main MFP is in use or under maintenance, letting you finish your job with minimal waiting.

\* Main MFP (MX-M2630) requires optional MX-HD16 (connected MFPs do not). Contact a Sharp customer representative for details on the recommended maximum number of connectable MFPs.

## Convert Documents via OCR\*

OCR capability on the MX-M2630 lets you convert a scanned document into a searchable PDF file or into an editable Office Open XML (docx, xlsx, pptx) file. This means you can do speedy text searches, even with large-volume documents, and you can easily copy and paste text data into other applications.

\* Requires optional MX-EB20.



## Automated Scanning\*

Using advanced optical character recognition, this MFP can correct the vertical orientation of pages mixed in upside down. This conveniently saves you the hassle of having to rescan those pages. The MFP can also automatically determine scan resolution and skip blank pages in a multi-page document.

\* Easy UI mode only. Requires optional MX-EB20.

## Business Card Management

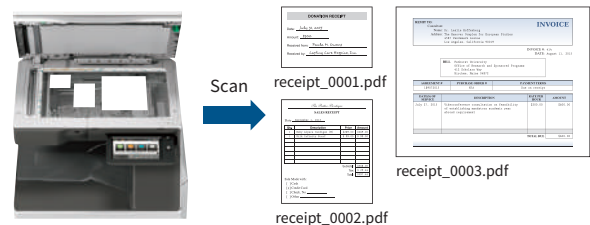
It's easy to manage a database of business cards with the MX-M2630. The MFP reads contact details on each card via OCR\* and then exports those details to a third-party contact management system of your choice.

\* Requires optional MX-EB20.



## Multicrop Function

The Multicrop function automatically creates separate files for multiple different-sized documents—such as receipts and bills—that are scanned simultaneously.




## Image Crop Function

This function lets you scan multiple photos all at once and save each one as a separate file. It can also crop photos on documents such as magazine pages and save them as individual files.

Scan multiple photos



Crop photos from magazine page




## Finisher Options

The MX-M2630 partners with a variety of finishing options—such as a saddle stitch finisher and a finisher—that offer the following useful functions.

### Stapleless Stapler\*

To make paper recycling easy and to save on stapler costs, a staple-free stapler crimps the corners of paper to keep up to five sheets securely bound.



### Manual Stapler\*

You can quickly staple documents at the MFP as needed without using a conventional stapler. A real time-saver if you want to, say, restaple documents that were unstapled for copying.



\* Available on MX-FN27 N, MX-FN30, and MX-FN31.

## Versatile Paper Handling

Maximum paper capacity on the MX-M2630 is 6,300 sheets. Most of the MX-M2630's paper trays accommodate a wide variety of paper, in sizes up to A3W and in weights up to 300 g/m<sup>2</sup>. The MFP can also handle extra-long paper up to 1,300 mm\*. In addition to plain paper, the MFP accommodates a number of other paper types, including coated, textured, and removable adhesive paper.

\* Sharp recommends using the optional MX-LT10 for this function. Contact a Sharp customer representative for details.

## Versatile Fax Functions\*

- **Super G3 Fax** function
- **Internet Fax** lets you exchange faxes via e-mail
- **PC-Fax/PC-Internet Fax** sends PC documents directly to a fax machine via a phone line or the Internet without printing to paper

\* Fax/PC-Fax requires optional MX-FX15; Internet Fax/PC-Internet Fax requires optional MX-FWX1.

# EASE OF USE

## 7.0-Inch Colour LCD Touchscreen

Despite its compact size, the MX-M2630's 7.0-inch LCD touchscreen features the same user interface found on larger 10.1-inch touchscreens and offers the same ease of use. The interface incorporates an Easy UI mode that makes it simple and intuitive to operate the MFP. And with the Advanced Preview function, you can edit pages easily, preview documents in various modes, and check document finishes and page layout in advance.



Preview mode (3D)



Edit mode (rotate)

## Printer Driver with Easy Setup

The printer driver setup window features a simple design that includes larger buttons and drop-down menus, making it easier than ever to use printer functions.



## Device Management

As a system administrator, you can get the most out of a Sharp document system by using Sharp's efficiency-boosting device management tools. From a single location, you can use Sharp Remote Device Manager\* (SRDM) to manage multiple Sharp MFPs.

\* Contact a Sharp customer representative for availability and other details.

## Direct Printing\*/Scanning with USB Drives

Insert a USB drive into the MFP and a print/scan command screen will automatically pop up on the LCD. Right away you can print files from the USB drive—which are displayed as thumbnails—or you can scan documents directly to the USB drive.



\* Direct printing of PDF files requires optional MX-PK13; direct printing of Microsoft Office files (pptx, xlsx, docx) requires optional MX-PU10.

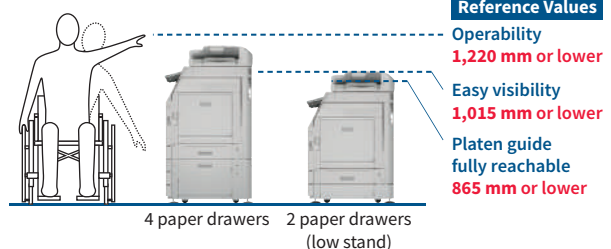
## Free-Tilting Control Panel

The control panel can be tilted freely at various angles for easy viewing and easy operation, even from a wheelchair. Having the control panel at the perfect viewing angle means you can reduce eye strain and avoid making input errors.



## Accessibility

The MX-M2630 complies with the accessibility guidelines outlined in US Section 508 and EU Mandate 376. This means that all user aspects—from the heights of the control panel and glass platen to the readability of the LCD—have been designed with consideration for usability by people with disabilities.



## Utility Table\*1

A Utility Table gives you a handy place to lay documents or a mobile device such as a tablet when you're working at the MFP. An IC card reader\*2 can be built underneath the table.



\*1: Requires optional MX-UT10. \*2: Commercially available.

# SUPERB IMAGE QUALITY

## High-Resolution Output

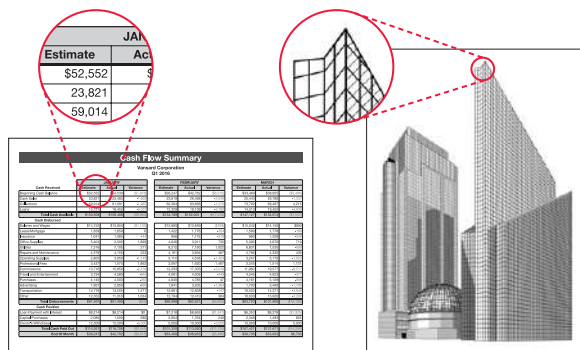
Digital smoothing technology delivers print and copy resolution at the equivalent of 9,600 × 600 dpi, giving you ultra-clear image quality. Fine lines and small text come out looking crisper and easier to read.

## Halftone Process Control

Halftone process control brings optimal monochrome gradation and outstanding image quality to high-volume copy/print jobs. Employing an image density sensor to enhance the stability and accuracy of each gradation, halftone process control ensures consistently high image quality from first page to last.

## Line Width Adjustment

This function adjusts the width of lines. Fine lines, which are otherwise difficult to render properly, turn out sharp and crisp. Intricate line drawings, complex graphs and charts, and detailed spreadsheets are reproduced with exceptional quality and precision.



## PCL 6 and True Adobe® PostScript® 3™\*

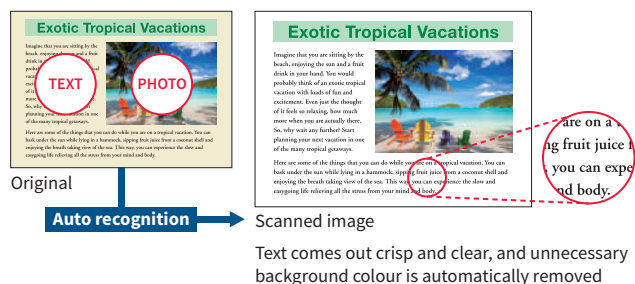
For better graphics handling, the MX-M2630 supports both PCL 6 and Adobe PostScript 3.

\* PostScript printing requires optional MX-PK13.

## Easy, High-Quality Scanning

Through an advanced three-step process, **Auto Colour Mode** provides fully automated scanning in both colour and B/W—with a simple press of the Start button. Here's how it works: **Auto Colour Selection** automatically determines whether a page is colour or B/W. **Auto Original Type Selection** then analyses page contents to distinguish between different components (such as photos and text) and selects the appropriate mode. Finally, **Background Suppression** automatically removes unnecessary background colour.

### Auto Colour Mode

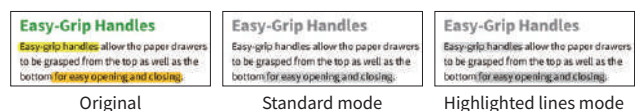


## Clear, Easily Visible Copies

**Auto Original Type Selection** and **Background Suppression** are just as effective for copying as they are for scanning. Copies of documents that have a colour background—for example, newspaper articles, flyers, or invoices—come out superbly clear and legible.

## Copying Originals with Highlighted Lines

Highlighter markings, such as lines, check marks, and circles on a document are usually hard to reproduce. But with this MFP, they turn out clearly visible in copies.



# ENVIRONMENT-FRIENDLY

## Low Power Consumption

To reduce power consumption, Sharp has applied its advanced technologies across all areas of this MFP, including the hardware, software, electrical system, and supplies. As a result, the MX-M2630 delivers exceptional energy efficiency.

## Eco Scan

The Eco Scan function saves energy by keeping the fusing system shut down during jobs that don't require its use—for example, during image sending and Document Filing.

## Auto Power Shut-Off Mode

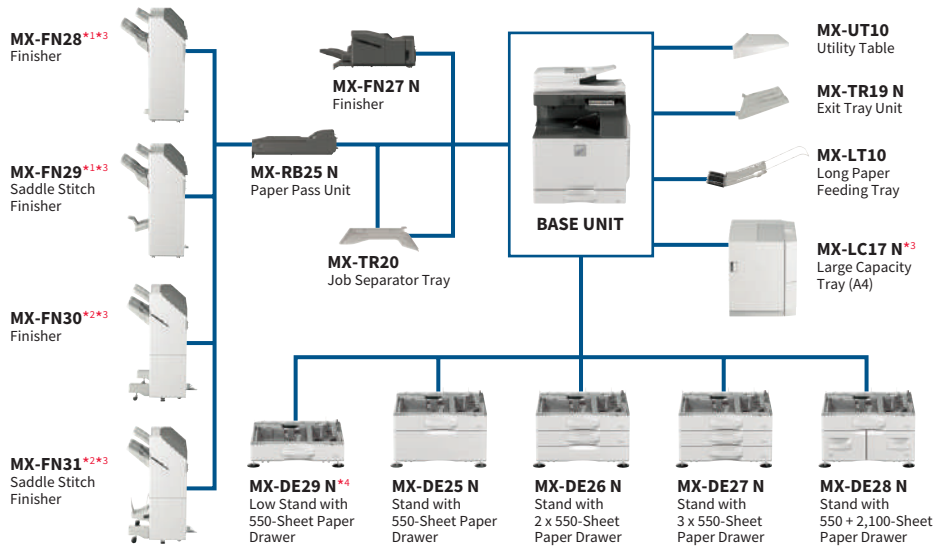
Based on prior usage patterns, the MFP automatically determines how long to wait before going into auto power shut-off mode. Shortly before this mode begins, a message appears on the LCD indicating that the MFP will soon shut down and giving you the option to continue operation.

## Power ON/OFF Schedule

This function automatically turns the MFP on or off per administrator-set schedules.

# SYSTEM CONFIGURATION

## System Configuration



\*1: Max. paper capacity: 1,000 sheets \*2: Max. paper capacity: 3,000 sheets \*3: Requires MX-DE25 N/DE26 N/DE27 N/DE28 N.  
\*4: Cannot be used with MX-FN28/FN29/FN30/FN31/LC17 N. \*5: Requires optional MX-HD16.

- MX-PN14B/C/D**  
Punch Module (for MX-FN27 N)
- MX-PN15B/C/D**  
Punch Module (for MX-FN28/FN29)
- MX-PN16B/C/D**  
Punch Module (for MX-FN30/FN31)
- MX-PU10**  
Direct Print Expansion Kit
- MX-PK13**  
P3 Expansion Kit
- MX-PF10**  
Barcode Font Kit
- MX-FX15**  
Fax Expansion Kit
- MX-FWX1**  
Internet Fax Expansion Kit
- AR-SU1**  
Stamp Unit
- MX-USX1/X5**  
Sharpdesk 1/5-License Kit
- MX-US10/50/A0**  
Sharpdesk 10/50/100-License Kit
- MX-AMX1**  
Application Integration Module
- MX-AMX2**  
Application Communication Module
- MX-AMX3**  
External Account Module
- MX-EB18**  
Wireless LAN Adaptor
- MX-EB19**  
Enhanced Compression Kit
- MX-EB20**  
OCR Expansion Kit
- MX-HD16**  
Hard Disk Expansion Kit
- MX-FR56U\***  
Data Security Kit

Certain optional equipment may not be available in some areas.

## Specifications for Optional Equipment

### MX-TR20 Job Separator Tray

Paper size	A3W (12" x 18") to A5 (5 1/2" x 8 1/2"*)
Paper capacity	100 sheets (A4, 8 1/2" x 11")

### MX-FN27 N Finisher

Paper size	Non offset	A3W (12" x 18") to A5 (5 1/2" x 8 1/2"*)
	Offset/staple	A3 (11" x 17") to B5*2 (8 1/2" x 11")
	Stapleless staple	A3 to B5** (11" x 17", 8 1/2" x 11"**)
Paper capacity	Non offset/offset	500 sheets (A4 or smaller), 250 sheets (B4 or larger)
	Staple	30 sets or 500 sheets (A4 or smaller), 30 sets or 250 sheets (B4 or larger)
	Stapleless staple	30 sets
Stapling capacity	Staple	50 sheets (A4, B5*), 30 sheets (A3, B4)
	Stapleless staple	5 sheets*5
	Manual staple	Total paper thickness 4 mm or less (40 sheets)
Staple position	Staple mode	3 locations (front, rear, or 2-point stapling)
	Stapleless staple mode	1 location (rear)
	Manual staple mode	1 location

### MX-FN28 Finisher

Paper size	Non offset	A3W (12" x 18") to A5 (5 1/2" x 8 1/2"*)
	Offset	A3W (12" x 18") to A5 (5 1/2" x 8 1/2"*)
	Staple	A3W (12" x 18") to B5 (7 1/4" x 10 1/2"**)6
Paper capacity	Finisher tray (non offset/offset)	1,000 sheets (A4), 500 sheets (other sizes)
	(staple)	100 sets or 1,000 sheets (A4), 50 sets or 500 sheets (other sizes)
	Top tray	250 sheets (A4 or smaller), 50 sheets (B4 or larger)
Stapling capacity		50 sheets (A4, B5), 30 sheets (A3W, A3, B4)
Staple position		3 locations (front, rear, or 2-point stapling)

### MX-FN29 Saddle Stitch Finisher

Paper size	Non offset	A3W (12" x 18") to A5 (5 1/2" x 8 1/2"*)
	Offset	A3W (12" x 18") to A5 (5 1/2" x 8 1/2"*)
	Staple	A3W (12" x 18") to B5 (7 1/4" x 10 1/2"**)6
Paper capacity	Finisher tray (non offset/offset)	1,000 sheets (A4), 500 sheets (other sizes)
	(staple)	100 sets or 1,000 sheets (A4), 50 sets or 500 sheets (other sizes)
	Top tray	250 sheets (A4 or smaller), 50 sheets (B4 or larger)
	Saddle stitch tray	7 sets of 11-15 sheets, 10 sets of 6-10 sheets, 20 sets of 1-5 sheets
Stapling capacity		50 sheets (A4, B5), 30 sheets (A3W, A3, B4)
Staple position		3 locations (front, rear, or 2-point stapling)

### MX-FN30 Finisher

Paper size	Non offset	A3W (12" x 18") to A5 (5 1/2" x 8 1/2"*)
	Offset/staple	A3 (11" x 17") to B5*2 (8 1/2" x 11")
	Stapleless staple	A3, A4** (11" x 17", 8 1/2" x 11"**)4
Paper capacity	Finisher tray (non offset/offset)	3,000 sheets (A4, B5), 1,500 sheets (other sizes)
	(staple)	200 sets or 3,000 sheets (A4, B5), 100 sets or 1,500 sheets (other sizes)
	(stapleless staple)	200 sets (A4), 100 sets (A3)
	Top tray	250 sheets (A4*, B5*, A5), 125 sheets (other sizes)
Stapling capacity	Staple	65 sheets (A4*, B5*), 30 sheets (other sizes)
	Stapleless staple	5 sheets*5
	Manual staple	Total paper thickness 9 mm or less (65 sheets)
Staple position	Staple mode	3 locations (front, rear, or 2-point stapling)
	Stapleless staple mode	1 location (rear)
	Manual staple mode	1 location

### MX-FN31 Saddle Stitch Finisher

Paper size	Non offset	A3W (12" x 18") to A5 (5 1/2" x 8 1/2"*)
	Offset/staple	A3 (11" x 17") to B5*2 (8 1/2" x 11")
	Stapleless staple	A3, A4** (11" x 17", 8 1/2" x 11"**)4
Paper capacity	Finisher tray (non offset/offset)	3,000 sheets (A4, B5), 1,500 sheets (other sizes)
	(staple)	200 sets or 3,000 sheets (A4, B5), 100 sets or 1,500 sheets (other sizes)
	(stapleless staple)	200 sets (A4), 100 sets (A3)
	Top tray	250 sheets (A4*, B5*, A5), 125 sheets (other sizes)
	Saddle stitch tray	10 sets of 11-20 sheets, 15 sets of 6-10 sheets, 25 sets of 1-5 sheets
Stapling capacity	Staple	65 sheets (A4*, B5*), 30 sheets (other sizes)
	Stapleless staple	5 sheets*5
	Manual staple	Total paper thickness 9 mm or less (65 sheets)
Staple position	Staple mode	3 locations (front, rear, or 2-point stapling)
	Stapleless staple mode	1 location (rear)
	Manual staple mode	1 location

### Punch Modules

Model name	For MX-FN27 N	<b>MX-PN14B*</b>	<b>MX-PN14C*</b>	<b>MX-PN14D</b>
	For MX-FN28/FN29	<b>MX-PN15B*</b>	<b>MX-PN15C*</b>	<b>MX-PN15D</b>
	For MX-FN30/FN31	<b>MX-PN16B*</b>	<b>MX-PN16C*</b>	<b>MX-PN16D</b>
Number of holes		2 or 3	2 or 4	4 (wide)
Paper weight		55 to 300 g/m <sup>2</sup> *9		

### MX-DE25 N Stand with 550-Sheet Paper Drawer

Paper size	A3W (12" x 18") to A5 (5 1/2" x 8 1/2"*) <sup>10</sup>
Paper capacity	550 sheets

### MX-DE26 N Stand with 2 x 550-Sheet Paper Drawer

Paper size	Upper and lower tray	A3W (12" x 18") to A5 (5 1/2" x 8 1/2"*) <sup>10</sup>
Paper capacity	Upper and lower tray	550 sheets each

### MX-DE27 N Stand with 3 x 550-Sheet Paper Drawer

Paper size	Upper/middle/lower tray	A3W (12" x 18") to A5 (5 1/2" x 8 1/2"*) <sup>10</sup>
Paper capacity	Upper/middle/lower tray	550 sheets each

### MX-DE28 N Stand with 550 + 2,100-Sheet Paper Drawer

Paper size	Upper tray	A3W (12" x 18") to A5 (5 1/2" x 8 1/2"*) <sup>10</sup>
	Lower right tray	A4, B5, 8 1/2" x 11"
	Lower left tray	A4, 8 1/2" x 11"
Paper capacity	Upper tray	550 sheets
	Lower right tray	900 sheets
	Lower left tray	1,200 sheets

### MX-DE29 N Low Stand with 550-Sheet Paper Drawer\*<sup>11</sup>

Paper size	A3W (12" x 18") to A5 (5 1/2" x 8 1/2"*) <sup>10</sup>
Paper capacity	550 sheets

### MX-LC17 N Large Capacity Tray

Paper size	A4, B5, 8 1/2" x 11"
Paper capacity	3,000 sheets

### MX-LT10 Long Paper Feeding Tray

Paper size	Max. 1,300 mm long
Paper capacity	1 sheet

Note: All specifications relating to paper capacity refer to 80 g/m<sup>2</sup> paper.

\*1: Only short-edge feeding can be used with 5 1/2" x 8 1/2" paper. \*2: Only long-edge feeding can be used with B5 paper. \*3: Only long-edge feeding can be used with A4 and B5 paper. \*4: Long-edge feeding. \*5: Guaranteed staple weight is up to 64 g/m<sup>2</sup> (4 sheets up to 81.4 g/m<sup>2</sup> and 3 sheets up to 105 g/m<sup>2</sup>). \*6: Only short-edge feeding can be used with 7 1/4" x 10 1/2" paper. \*7: Accepts North American paper sizes. \*8: Accepts ISO-standard paper sizes. \*9: Guaranteed punchable weight is 60 to 128 g/m<sup>2</sup>. \*10: Only short-edge feeding can be used with A5 (5 1/2" x 8 1/2") paper. \*11: Desktop use is also possible. Contact a Sharp customer representative for details.



## SPECIFICATIONS (tentative)

### General

Type	Desktop
Engine speed	A4 (8 1/2" x 11")*1: Max. 26 ppm A3 (11" x 17"): Max. 15 ppm A3W (12" x 18"): Max. 14 ppm
Control panel display	7.0-inch colour LCD touchscreen
Paper size	Max. A3W (12" x 18"), min. A5 (5 1/2" x 8 1/2")*2
Paper capacity (80 g/m <sup>2</sup> )	Standard: 650 sheets (550-sheet tray and 100-sheet multi-bypass tray) Maximum: 6,300 sheets (650 sheets & optional 550 + 2,100-sheet tray and 3,000-sheet tray)
Paper weight	Tray: 60 g/m <sup>2</sup> to 300 g/m <sup>2</sup> (16 lbs bond to 110 lbs cover) Multi-bypass tray: 55 g/m <sup>2</sup> to 300 g/m <sup>2</sup> (13 lbs bond to 110 lbs cover)
Warm-up time*3	14 sec.*4
Memory	Standard: 5 GB (copy/print shared) Option: 500 GB HDD*5
Power requirements	Rated local AC voltage ±10%, 50/60 Hz
Power consumption	Max. 1.84 kW (220 V to 240 V), max. 1.65 kW (110 V)
Dimensions (W x D x H)*6	608 x 650 x 834 mm (23 15/16" x 25 19/32" x 32 27/32")
Weight (approx.)	64 kg (141.1 lbs)

### Copier

Original paper size	Max. A3 (11" x 17")
First copy time*7	4.5 sec.
Continuous copy	Max. 9,999 copies
Resolution	Scan: 600 x 600 dpi, 600 x 400 dpi Print: 600 x 600 dpi, 9,600 (equivalent) x 600 dpi (depending on copy mode)
Gradation	Equivalent to 256 levels
Zoom range	25% to 400% (25% to 200% using RSPF) in 1% increments
Preset copy ratios	Metric: 10 ratios (5R/5E), inch: 8 ratios (4R/4E)

### Network Colour Scanner

Scan method	Push scan (via control panel) Pull scan (TWAIN-compliant application)
Scan speed*8	[Colour & B/W] Max. 80 originals/min.
Resolution	Push scan: 100, 150, 200, 300, 400, 600 dpi Pull scan: 75, 100, 150, 200, 300, 400, 600 dpi 50 dpi to 9,600 dpi via user setting*9
File formats	TIFF, PDF, PDF/A-1a*10, PDF/A-1b, encrypted PDF, compact PDF*11*12, JPEG*12, XPS, searchable PDF*10, OOXML (docx, xlsx, pptx)*10, text (TXT [UTF-8])*10, rich text (RTF)*10 Sharpdesk
Scanner utility	Scan to e-mail/desktop/FTP server/network folder (SMB)/USB drive/HDD*13

- \*1: Long-edge feeding.
- \*2: Only short-edge feeding can be used with 5 1/2" x 8 1/2" paper.
- \*3: In a standard measurement environment. May vary depending on operating conditions and environment.
- \*4: When starting the MFP via the power button. 27 sec. when starting via the main power switch.
- \*5: HDD capacity depends on procurement and sourcing status.
- \*6: Including adjusters and protruberances.
- \*7: Long-edge feeding of A4 (8 1/2" x 11") sheets from 1st paper tray, using document glass, MFP in fully ready condition. May vary depending on operating conditions and environment.
- \*8: Based on Sharp's A4 standard chart, using document feeder, long-edge feeding, one-sided scanning, and factory default settings. Scan speed will vary depending on the type of document and the scan settings.
- \*9: Resolution will vary depending on the size of the scanned area.
- \*10: Requires optional MX-EB20.
- \*11: Requires optional MX-EB19.
- \*12: Colour/greyscale only.
- \*13: Requires optional MX-HD16.
- \*14: Storage capacity will vary depending on the type of document and the scan settings.
- \*15: Some features require optional equipment.
- \*16: Mac OS requires optional MX-PK13.
- \*17: Based on Sharp's standard chart with approx. 700 characters (A4 or 8 1/2" x 11" long-edge feeding) at standard resolution in Super G3 mode, 33,600 bps, JBIG compression.

### Document Filing (requires optional MX-HD16)

Document filing capacity*14	Main and custom folders: 20,000 pages or 3,000 files Quick file folder: 10,000 pages or 1,000 files
Stored jobs*15	Copy, print, scan, fax
Storage folders	Quick file folder, main folder, custom folder (max. 1,000 folders)

### Network Printer

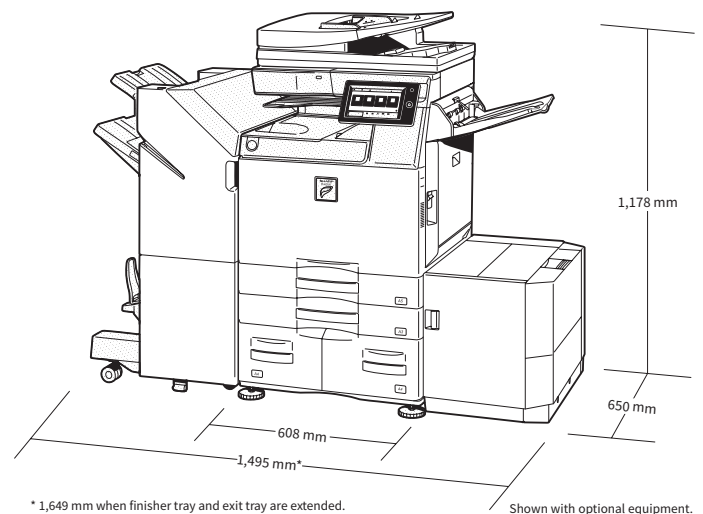
Resolution	600 x 600 dpi, 9,600 (equivalent) x 600 dpi
Interface	USB 2.0 (host, high-speed), 10Base-T/100Base-TX/1000Base-T
Supported OS*16	Windows Server® 2008, Windows Server® 2008 R2, Windows Server® 2012, Windows Server® 2012 R2, Windows Server® 2016, Windows® 7, Windows® 8.1, Windows® 10, Mac OS 10.6, 10.7, 10.8, 10.9, 10.10, 10.11, 10.12, 10.13
Network protocols	TCP/IP
Printing protocols	LPR, Raw TCP (port 9100), POP3 (e-mail printing), HTTP, FTP for downloading print files, IPP, SMB, WSD
PDL	Standard: PCL 6 emulation Option: Adobe® PostScript® 3™
Available fonts	80 fonts for PCL, 139 fonts for Adobe PostScript 3

### Facsimile (requires optional MX-FX15)

Compression method	MH/MR/MMR/JBIG
Communication protocol	Super G3/G3
Transmission time	Less than 3 seconds*17
Modem speed	33,600 bps to 2,400 bps with automatic fallback
Transmission resolution	From Standard (203.2 x 97.8 dpi) to Ultra Fine (406.4 x 391 dpi)
Recording size	A3 to A5 (11" x 17" to 5 1/2" x 8 1/2")
Memory	1 GB (built-in)
Greyscale levels	Equivalent to 256 levels

- Design and specifications are subject to change without prior notice.
- Google Drive, Gmail, Android, and Google Cloud Print are trademarks of Google LLC. The Google Drive trademark is used with permission from Google LLC. OneDrive, SharePoint, Microsoft, Active Directory, Excel, PowerPoint, Windows Server, and Windows are either registered trademarks or trademarks of Microsoft Corporation in the US and/or other countries. Box is a trademark, service mark, or registered trademark of Box, Inc. QR Code is a registered trademark of DENSO WAVE INCORPORATED in Japan and other countries. AirPrint and Mac are trademarks of Apple Inc., registered in the US and other countries. PCL is a registered trademark of Hewlett-Packard Company. Adobe and PostScript 3 are either registered trademarks or trademarks of Adobe Systems Incorporated in the US and/or other countries. DirectOffice is a product of CSR Imaging US, LP. DirectOffice is a trademark of CSR Imaging US, LP, registered in the US and other countries, used with permission. All other brand names and product names may be trademarks or registered trademarks of their respective owners.

**DIRECTOffice**



Distributed by:

# SHARP